

O MEGA[®]
W I N D O W S + D O O R S
BY MCKECHNIE[®]

**Colour
Chart**
for Aluminium Joinery



Omega Powder Coating Capabilities

All our Omega Windows and Doors are powder coated in our state of the art finishing plant. This allows us to have greater control over the finish of our joinery, meaning that every product that we install is to our high standard. Throughout the process of powder coating, we use modern specialist equipment to apply a pre-treatment, then the powder application before finally baking the products in to achieve the durable high quality finish you see in all our Omega Windows and Doors.

Our powder coating process is continuously assessed to meet the requirements of recognised industry standards*. We are also a compliant Endurocolour[®] provider, an accreditation given by the Powder Coating Quality Assurance (PQAS) supported by The Window & Glass Association New Zealand (WGANZ). This provides further assurance for our customers that all Omega products will have a lasting finish. To read more about Endurocolour[®], visit www.wganz.nz/endurocolour/.

* AS3715 coating standard as outlined by WGANZ

Powder Coating Warranties

The warranty of all Omega Windows and Doors is dependant on the material & powder coating chosen by our customers. Currently, we offer:

Duralloy 10 year film integrity and 10 year colour

Duratec 25 year film integrity and 20 year colour

Electro 25 year film integrity and 15 year colour

The long term warranties we have in place have been achieved through extensive research and development by our product development team. This is something we, the Omega team are proud to offer to our consumers and is testament to the confidence we have in our products.

Find more details of our warranties on the back cover.

When selecting a Duratec or Electro warranty option, please ensure a warranty form is completed prior to the job order as Duratec or Electro warranties are not available after the material has been processed through the powder coat line.




Omega Colour Range

The colours depicted in this colour selector represent our preferred range of powder coat colours available. These colours align with the Window and Glass Association of NZ (WGANZ) colour guidelines. Omega can offer alternative supplementary colours to meet your needs.



9157217M
Duralloy Matt Sandstone Grey
LRV 25% RGB 125 125 123




9153144M
Duralloy Matt Off White
LRV 73% RGB 232 223 200



9153065M
Duralloy Matt Desert Sand
LRV 46% RGB 188 170 144



9156103M
Duralloy Matt Mist Green
LRV 24% RGB 116 126 106




9157327M
Duralloy Matt Canvas Cloth
LRV 65% RGB 210 205 192



9152111M
Duralloy Matt Bronco
LRV 37% RGB 169 158 143



9156102M
Duralloy LSG Matt Permanent Green
LRV 10% RGB 55 80 70




91558851
Duralloy Arctic White
LRV 84% RGB 225 232 239




9157043K
Duralloy Silver Star Kinetic
LRV 35% RGB 148 151 150



9158033M
Duralloy Matt Lignite
LRV 9% RGB 77 68 62



9152068M
Duralloy Matt Titania
LRV 69% RGB 215 212 200



9157401M
Duralloy Matt Ghost Grey
LRV 45% RGB 173 175 175



9156064M
Duralloy LSG Matt Karaka
LRV 7% RGB 59 61 62



9158096M
Duralloy Matt Iron Sand
LRV 8% RGB 65 63 61



9154194M
Duralloy Matt Pioneer Red
LRV 12% RGB 129 63 57



9159058M
Duralloy Matt Charcoal
LRV 8% RGB 61 64 67




GN279A*
Interpon Black Matt Low Mar
LRV 4% RGB 47 52 50



9155063M
Duralloy Matt New Denim Blue
LRV 11% RGB 72 78 87



9157167M
Duralloy Matt Grey Friars
LRV 10% RGB 71 74 77



9157459K
Duralloy Metropolis Matt Silver Pearl Kinetic
LRV 84% RGB 225 232 239







9158068K
Duralloy Window Bronze Kinetic
LRV 10% RGB 79 73 69

Disclaimer of Liability - The material and information contained in this document are for general information purpose only. Due to the process of printing this document, we cannot guarantee that the colours are an exact match to the final product. Whilst Omega endeavour to keep the information up-to-date & correct, we make no representation on warranties of any kind expressed or implied about the accuracy, reliability or completeness concerning the information in this document. Any reliance you place on such material is therefore strictly at your own risk.

**Interpon warranty details can be found here: www.specifyinterpon.co.nz/products/d1000/*

Specification - The correct product for each situation

	 NON-HABITABLE	 RESIDENTIAL ← 4 LEVELS	 RESIDENTIAL → 3 LEVELS	 LIGHT COMMERCIAL ← 4 LEVELS	 COMMERCIAL → 3 LEVELS	 PRESTIGIOUS COMMERCIAL		
Environment	Exterior							
Conditions	Mild	Severe	Mild	Severe	Mild, Severe	Mild, Severe	Mild, Severe	Mild, Severe
Topcoat choice	Electro¹	•	•	•	•	•	•	•
	Duratec¹	•	•	•	•	•	•	•
	Duralloy²	•		•		•		•

*Alumi Shield™ warranties are available when applied by a Dulux Accredited Powder Coater or Dulux Prime Accredited Powder Coater to the warranty specification on recommended project types and conditions. All Dulux powder products are NOT suitable in strongly acidic or caustic environments so pH must be between 5 and 9.

1. Electro or Duratec are only suitable for environments >10m from the high tide line.
2. Duralloy is only suitable for environments >100m from the high tide line.

Maintenance & Care

Washing Your Windows & Doors

We recommend regular washing of your aluminium windows & doors. Taking extra care of your products will ensure you will meet the warranty terms associated with the surface finish.

In normal conditions, we recommend washing aluminium windows & doors every three months. If wind-blown residues are likely to settle on aluminium, for example, cement dust, sea salt near the coast, or agrichemicals – you will need to wash your windows more frequently.

What Cleaning Equipment Should You Use?

Never use emery paper, sandpaper, steel wool or other highly abrasive materials on any aluminium, nor acid or alkaline cleaners, or any chemical cleaners, as they can damage the anodised and powder-coated finish.

Some commercial house cleaning products can damage aluminium and the finish. If a commercial house cleaner doesn't provide you with a written assurance that their cleaning products are safe for aluminium, do not use their cleaning services.

Cleaning Paint Splashes

When painting near your aluminium windows or doors, cover and protect them with a drop sheet. If the paint is accidentally applied onto the window or door, act quickly and remove paint splashes with a soft cloth soaked in water.

Be Careful With Sun-Screens

Not all sun-screens damage the powder-coated surface of joinery. However, varieties containing titanium dioxide (a UV absorbing compound) can leave permanent marks on a powder-coated surface. If you have recently applied sun-screen, please avoid touching joinery, or use gloves when touching or handling joinery. If sun-screen does get on the powder-coated surface, wash off immediately with warm, soapy water.



Omega Windows & Doors

Phone: 0800 500 141
Email: info@omegawindows.co.nz
Web: www.omegawindows.co.nz

DISCLAIMER: Any advice, recommendation, information, assistance or service provided by Dulux Powder & Industrial Coatings in relation to goods manufactured by it or their use and application is given in good faith and is believed by Dulux Powder & Industrial Coatings to be appropriate and reliable. However, any advice, recommendation, information, assistance or service provided by Dulux Powder & Industrial Coatings is provided without liability or responsibility PROVIDED THAT the foregoing shall not exclude, limit, restrict or modify the right entitlements and remedies conferred upon any person or the liabilities imposed upon Dulux Powder & Industrial Coatings by any condition or warranty implied by applicable legislation, regulation or other Government ordinance voiding or prohibiting such exclusion, limitation or modification. ©2015



Environment
ISO 14001



QUALITY
ISO 9001

